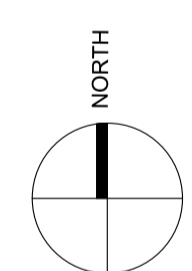



Notes:
This drawing is property of **summerhouse**.
It may not be reproduced or disclosed to a third party
without written consent.
This drawing is not to be scaled, figured dimensions
only to be taken.
Should any discrepancies be found please inform this
office.



Original Survey by Others



summerhouse
architects

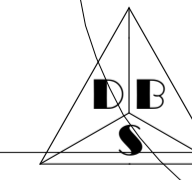
mill farm
guisborough
north yorkshire
TS14 6RW
t - 01287 632640
e - admin@summerhouse.uk.net
w - www.summerhouse.uk.net

client FORDY FARMS (INGLEBY) LTD

project LAND AT GREYTOWERS

drawing TOPO SURVEY

scale 1:500 @ A1
date NOV 21
drg no S231 TOPO rev
status INFORMATION

**DAVID
BRIEN
SURVEYING Ltd**
57 PARK LEE, SUNDERLAND, SR5 3SZ
Tel: 0191 5202091 email: davidbrien@sky.com

GREY TOWERS - NUNTHORPE

Scale: 1:1 metric - 1:500 @ A0
Date: August 2021
Datum: Ordnance Survey Origins